



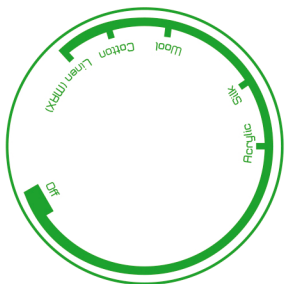





Hand Ironing Guide



	Hotmark révolution
Set your iron's temperature to:	Between Cotton and Polyester/ Wool
Pre-heat your fabric with the iron for 15s, then place your design on the fabric, and cover it with a silicone paper.	
Iron the design for:	 10s
Peel when:	 Chaud
Flip the fabric over and iron again from the back for:	 20s